

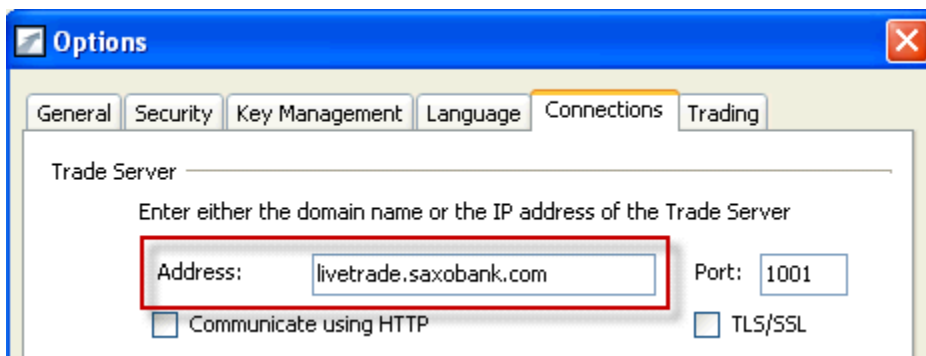
How to check if connection settings are correct

If you want to log in to the LIVE system

Press **Change connection settings** and make sure the **Address** is **livetrade.saxobank.com**




The image shows a 'Log In' dialog box for Saxo Bank. On the left is the Saxo Bank logo with the tagline 'THE SPECIALIST IN TRADING & INVESTMENT'. On the right, there are input fields for 'User ID:' and 'Password:'. Below these fields is a checkbox for 'Remember password'. At the bottom, there are 'OK' and 'Cancel' buttons. A red box highlights a blue hyperlink labeled 'Change connection settings' located below the 'OK' button. Below this link is another blue hyperlink labeled 'Forgotten your password?'.



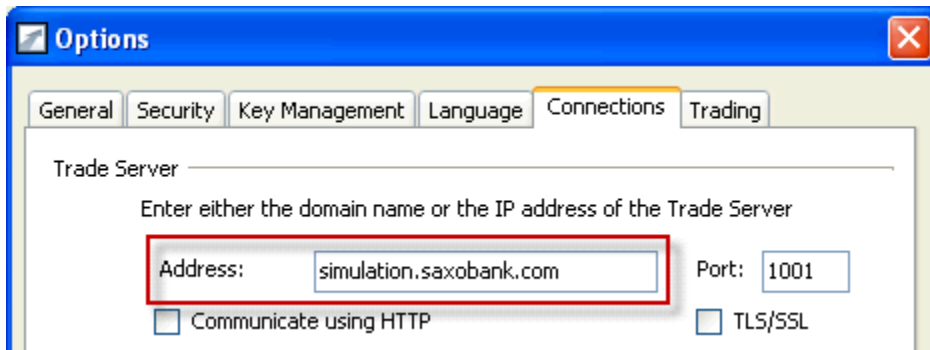
The image shows the 'Options' dialog box with the 'Connections' tab selected. The 'Trade Server' section contains the instruction 'Enter either the domain name or the IP address of the Trade Server'. Below this, there is an 'Address:' field containing 'livetrade.saxobank.com', which is highlighted with a red box. To the right of the address field is a 'Port:' field containing '1001'. At the bottom, there are two unchecked checkboxes: 'Communicate using HTTP' and 'TLS/SSL'.

If you want to log in to the DEMO system

Press **Change connection settings** and make sure the **Address** is **simulation.saxobank.com**



The image shows a 'Log In' dialog box for Saxo Bank. On the left is the Saxo Bank logo with the tagline 'THE SPECIALIST IN TRADING & INVESTMENT'. On the right, there are two text input fields labeled 'User ID:' and 'Password:'. Below these fields is a checkbox for 'Remember password'. At the bottom, there are 'OK' and 'Cancel' buttons. A red box highlights a blue hyperlink labeled 'Change connection settings' located below the 'OK' button. Below the link is another blue hyperlink labeled 'Forgotten your password?'.



The image shows the 'Options' dialog box with the 'Connections' tab selected. The 'Trade Server' section contains the instruction 'Enter either the domain name or the IP address of the Trade Server'. Below this, there is an 'Address:' label followed by a text input field containing 'simulation.saxobank.com'. To the right of the address field is a 'Port:' label followed by a text input field containing '1001'. At the bottom, there are two checkboxes: 'Communicate using HTTP' and 'TLS/SSL', both of which are currently unchecked. A red box highlights the 'Address' input field.